



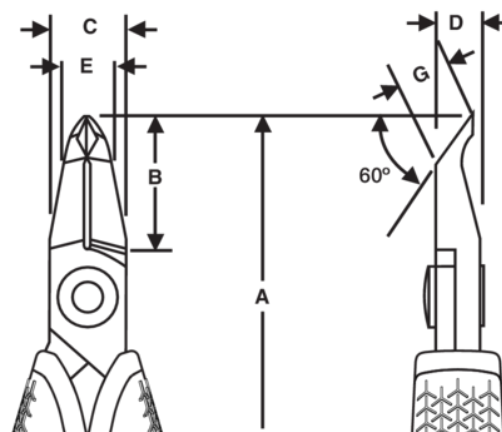
**6258**

## Flush Edge Shear Cutter with Oblique Head 0,1 -1 mm











### PRODUCT DETAILS

- Ideal tool for rework and close assembly cutting in electronics, allowing users to cut both horizontally and vertically.
- They offer increased reach, visibility, and accessibility for working on printed circuit boards and between delicate components.
- Perfect for industrial electricians, mechatronics engineers, and electronics engineers.
- The 60° angle of the oblique head facilitates access under and between low-profile fine lead pitch components, ideal for assembly and rework where accessibility is a priority.
- Flush EDGE cut: Expert shear cutting technology and a controlled edge misalignment of less than 0.2 mm deliver a clean, smooth cut on even the thinnest wires.
- High-performance alloy steel body for excellent durability and long-lasting performance, with precision-ground cutting edges that are induction-hardened at 63-65 HRC.
- Return spring and opening limiter for smooth operation that helps minimize hand fatigue.
- Bi-material and ESD-safe dissipative handles eliminate electrostatic buildup and permit a slow charge equalization.



PRODUCT ATTRIBUTES

Product: **6258**

	Oblique		M		Flush EDGE
	0.2-1.0 mm		0.01-0.039 in		0.2-0.6 mm
	0.01-0.024 in	<b>A</b>	130 mm	<b>A</b>	5.12 in
<b>B</b>	10 mm	<b>B</b>	0.39 in	<b>C</b>	15 mm
<b>C</b>	0.59 in	<b>D</b>	6.3 mm	<b>D</b>	0.25 inch
<b>E</b>	1 mm	<b>E</b>	0.04 in	<b>G</b>	6.7 mm
<b>G</b>	0.26 in		54.4 g	<b>Ω</b>	Dissipative