

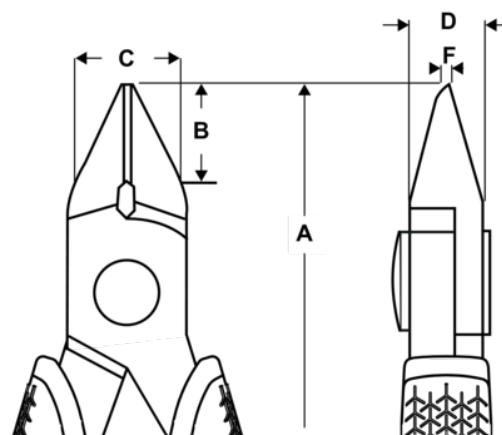
**6152**

**Flush Edge Shear Cutter with  
Tapered Head 0,2 – 1.3 mm**











## PRODUCT DETAILS

- The EDGE Tapered Shear Cutters 6152 are the ultimate cutting tool for executing precise cuts, designed by experts for working with the finest and most precious materials.
- The bypass cutting technology produces an extremely clean, flush cut of the workpiece, thanks to controlled fractional misalignment of the induction-hardened cutting blades.
- Perfect for jewellery, watchmaking, fine mechanics, radio technicians, industrial electricians, mechatronics engineers, and electronics engineers.
- Flush EDGE cut: Expert shear cutting technology and a controlled edge misalignment of less than 0.2 mm deliver a clean, smooth cut on even the thinnest wires.
- High-performance alloy steel body for excellent durability and long-lasting performance, with precision-ground cutting edges that are induction hardened at 63-65 HRC.
- Return spring and opening limiter for smooth operation that helps minimize hand fatigue.
- Bi-material and ESD-safe dissipative handles eliminate electrostatic buildup and permit a slow charge equalization.



PRODUCT ATTRIBUTES

Product: **6152**

	Tapered		M		Flush EDGE
	0.2-1.6 mm		0.01-0.06 in		0.2-1.2 mm
	0.01-0.047 in	<b>A</b>	134 mm	<b>A</b>	5.28 in
<b>B</b>	14 mm	<b>B</b>	0.55 in	<b>C</b>	15 mm
<b>C</b>	0.59 in	<b>D</b>	5 mm	<b>D</b>	0.2 inch
<b>F</b>	1 mm	<b>F</b>	0.04 in		54.4 g
<b>Ω</b>	Dissipative				