



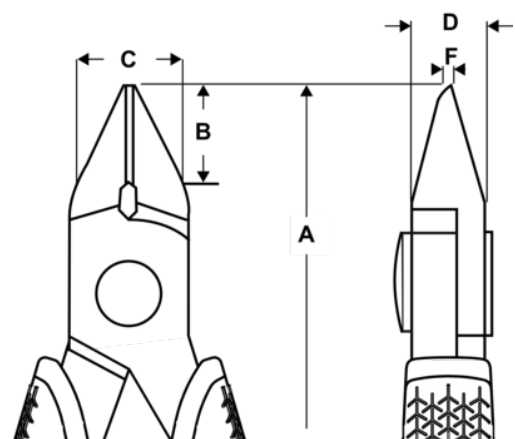
6152SS

**Stainless Steel Flush Edge Shear
Cutter with Tapered Head 0,2 – 1.3
mm**











PRODUCT DETAILS

- Corrosion and wear-resistant, making them the perfect choice for applications that require sterilized instruments.
- Perfect for cleanrooms, pharmaceutical industries, medical device manufacturing, and the fish industry.
- Bypass cutting action mitigates the impact on workpieces, from metals such as stainless steel to fish bones such as salmon.
- Flush EDGE cut: Expert shear cutting technology and a controlled edge misalignment of less than 0.2 mm deliver a clean, smooth cut on even the thinnest wires.
- Stainless steel body for excellent durability and long-lasting, corrosion-resistant performance.
- Return spring and opening limiter for smooth operation that helps minimize hand fatigue.
- Bi-material and ESD-safe dissipative handles eliminate electrostatic buildup and permit a slow charge equalization.



PRODUCT ATTRIBUTES

Product: **6152SS**

	Tapered		M		Flush EDGE
	0.2-1.6 mm		0.01-0.06 in		0.2-1.0 mm
	0.01-0.039 in	A	134 mm	A	5.28 in
B	14 mm	B	0.55 in	C	15 mm
C	0.59 in	D	5 mm	D	0.2 inch
F		F			54.4 g
Ω	Dissipative				